

VISTA T4

LIGHTING CONTROL CONSOLE



DESCRIPTION

The Jands Vista T4 is specifically designed to simplify the control of lighting for performance, television broadcast, architectural, and corporate applications.

The Vista T4 incorporates a pen based graphics tablet and graphical user interface (GUI) as the primary programmer interface. A visual timeline is used to display and manipulate programmed events while graphical representations of the connected fixtures provide icon-type user feedback of each fixture's status. A generic fixture model simplifies control of all connected fixtures without the operator requiring detailed fixture-specific knowledge. The generic model also allows existing programming to be applied to other fixtures without alteration.

Faders, buttons, wheels and displays provide playback control and can be flexibly configured to suit the operators' preference.

FEATURES

- GUI based operation
- Multiple Undo/Redo actions
- Simplified spreadsheet style patch
- Gobo thumbnails
- Colour picker by gel number, CMY, or RGB
- Graphical timeline based programming
- Integrated pen based graphic tablet, keyboard, touch-pad, hard drive, and CD ROM drive
- High speed Pentium 4™ processor
- Shock mounted pen-tablet and hard drive
- Control by inbuilt DMX outputs and/or Ethernet
- Super Playbacks for extended control
- Backup via CD ROM or USB Flash memory stick
- Durable reverse-printed face panel
- Two external monitor ports

OVERALL SPECIFICATIONS

Power supply	:	100-240VAC +/-10%
Power consumption	:	350W max
Mains connector	:	IEC socket
Ambient temperature:	:	0°C-40°C
Processor	:	2.8GHz Pentium 4
DRAM	:	512MB
Hard Drive capacity	:	40GB

Displays

Graphics Tablet	:	15" Wacom TFT 1024 x 768 pixel
Control Labels	:	Eight 240 x 64 pixel
External monitors	:	Two 1024 x 768 pixel VGA, (monitors not supplied) high density female DB15

Connections

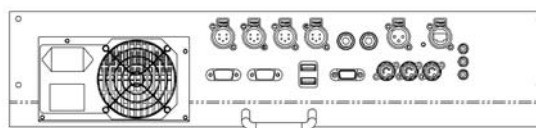
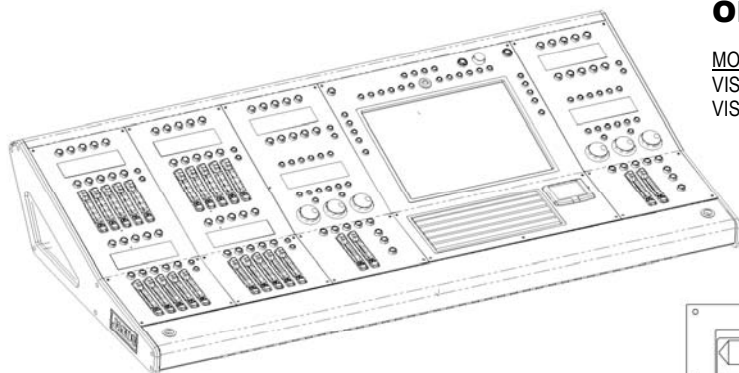
DMX512	:	Four 5 pin AXR
MIDI In/Thru/Out	:	Three 5 pin DIN 180°
LTC	:	One 3 pin female AXR
Ethernet	:	One RJ45, 10/100 BaseT
USB	:	Three Type A
Audio Mic/Line In/Line Out	:	Three 3.5mm jack socket
Trigger In/Out	:	Two 6.5mm jack socket
Serial	:	One female DB9 socket
Desk Light	:	Two 3 pin AXR female
Dimensions	:	1280 x 638 x 210mm
Net/shipping weight	:	44 / 70kg

SUPPLIED ACCESSORIES

- User Manual
- Dust cover
- Mains lead

ORDERING INFORMATION

MODEL/PART	PART NUMBER
VISTA T4 Lighting Control Console	JND-VISTA4
VISTA Monitor Mount	JND-VISTA-MONARM



View of rear ports

Jands Pty Ltd 40 Kent Road Mascot NSW 2020 Australia
Phone (+61) 2 9582 0909 Fax (+61) 2 9582 0999 www.jands.com.au

Specifications subject to change without notice. Manufactured by Jands Pty Ltd ABN 45 001 187 837.
Note: While all due care and attention has been taken in the preparation of this document, Jands Pty Ltd shall not be liable for any inaccuracies or omissions which may occur therein

LIGHTING CONTROL CONSOLE

VISTA T4

VISTA T4

LIGHTING CONTROL CONSOLE



ARCHITECT & ENGINEER'S SPECIFICATION

Operating Software

The control console shall integrate a modern pen-tablet based Graphical User Interface (GUI) and traditional operator controls into an innovative operating system. The graphic control interface shall simplify the training of operators and enable shorter programming times than with other lighting control consoles.

The GUI shall use a timeline to display and simplify adjustment of all time parameters. The controls shall allow the operator to jump to any point on the timeline to facilitate editing.

A generic fixture model shall enable operators to instantly replace fixtures with similar type, and allow programming to be extended to different fixture types. The control console's ability to re-use programming shall extend to timing parameters.

Fixture parameters shall be broken into groups of Position, Colour, Intensity, Gobo, Beam, and Miscellaneous. Any palette type may be selected from one display. The control console shall include gobo thumbnails, multiple colour pickers, and other visual aids to simplify the selection of fixture parameters.

A fixture window shall provide clear user feedback by displaying icons that represent the fixtures and display their control settings including Intensity, Colour, Position, Gobo and Beam. The fixture icons shall be displayed in plan view and be moveable so that their positions on screen can represent the actual layout of the lighting instruments.

Super-playback controls shall provide instant access to an enhanced set of playback parameters, while standard playback controls may be grouped or split as required. User definable workspaces shall enable the operator to instantly redefine most front panel controls. Additionally user configurable hot keys shall provide shortcuts to often used facilities.

Electronics

The control console shall incorporate an embedded motherboard with 2.8GHz Pentium 4 processor. The processor shall operate with 512MB DRAM via a 533MHz front side bus. An internal hard drive shall be used to store the data and operating system, while CD ROM or USB Flash memory stick shall be used for show backup and storage. An integrated keyboard and touchpad shall be provided.

The operating system shall be upgradable via CD ROM.

The control console shall include a 10/100BaseT Ethernet port and four DMX ports for outputting of the control data.

The control surface shall use custom designed caps and bezels to produce a visually appealing product suitable for use in high profile applications such as television, industrials and corporate product launches.

A universal-input power-factor-corrected power supply shall enable operation from most worldwide mains supplies without changing settings. Forced air shall be used to cool the electronics, and all fans shall be speed controlled to minimise acoustic noise.

Mechanical

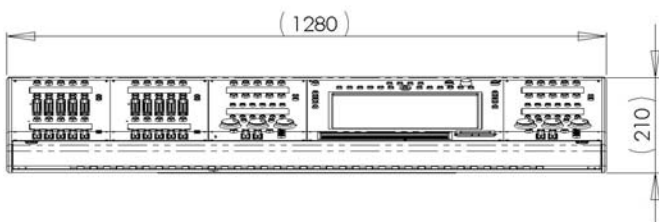
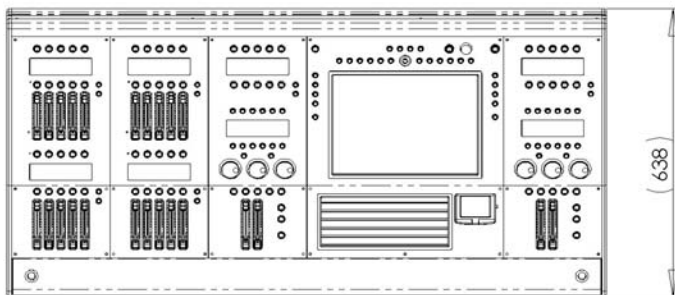
The control console shall be designed to be free standing, and 1280 (wide) x 638 (deep) x 210mm (high), not including mounting feet.

The primary construction shall be folded sheet steel with extruded, cast, and machined aluminium dress pieces. All external metal surfaces shall be properly treated in durable powder coat and/or reverse printed polycarbonate sheet.

A removable CPU tray shall enable on-site replacement should it become necessary; the tray shall include an integrated carry handle to facilitate removal. Shock mountings for the pen-tablet and hard drives shall ensure the console is robust.

The leather covered padded armrest shall hinge open to allow access to the CD ROM drive and accessory storage compartments.

The control console shall be the JANDS VISTA T4.



LIGHTING CONTROL CONSOLE

VISTA T4

Jands Pty Ltd 40 Kent Road Mascot NSW 2020 Australia
 Phone +61 2 9582 0909 Fax +61 2 9582 0999 www.jands.com.au

Specifications subject to change without notice. Manufactured by Jands Pty Ltd ABN 45 001 187 837.
 Note: While all due care and attention has been taken in the preparation of this document, Jands Pty Ltd shall not be liable for any inaccuracies or omissions which may occur therein